
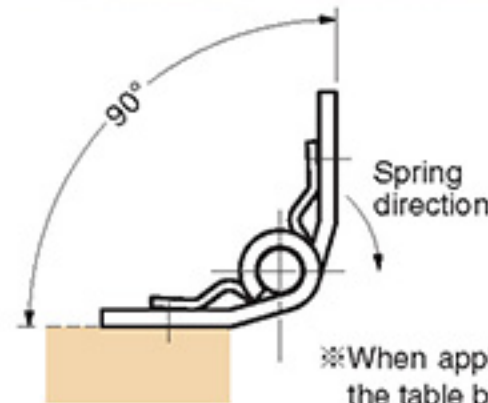


Passed 1,000,000 open/
close private cycle test

No.	Part Name	Material	Finish
①	Body 1	Stainless Steel (SUS304)	Mirror
②	Body 2	Stainless Steel (SUS304)	Mirror
③	Collar	Stainless Steel (SUS303)	-
④	Collar	Stainless Steel (SUS303)	-
⑤	Shaft 1	Stainless Steel (SUS303)	-
⑥	Shaft 2	Stainless Steel (SUS304)	-
⑦	Spring	Stainless Steel (SUS304)	-

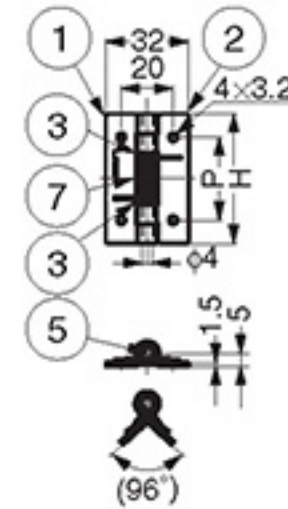
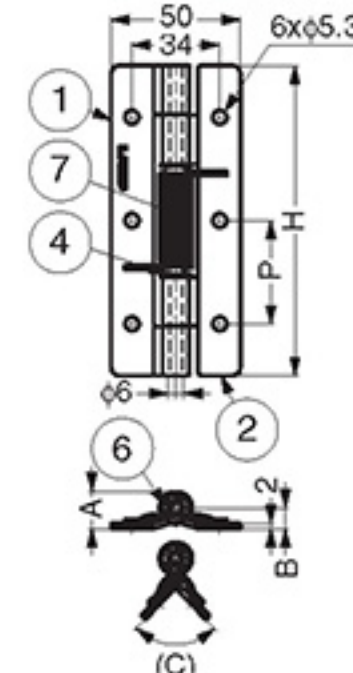
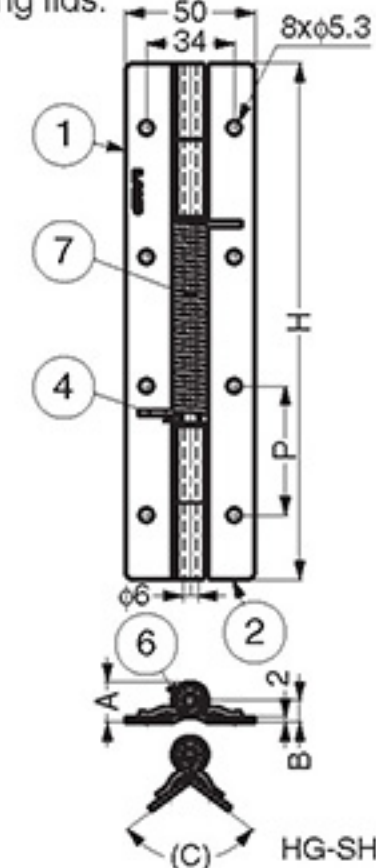


Features

- Made entirely out of stainless steel, high corrosion resistance
- Passed 1,000,000 open/close cycles in a private test
- Designed to exert constant closing force on flap doors and doors

Remarks

- Torque given in the table below is the value when the hinge opens 90°. (Refer to ※ in the drawing below)
- Load capacity is the value when using two hinges.
- The open/close tests were conducted on top-opening lids.

HG-SHL32
HG-SHL50
HG-SHL60HG-SHL90
HG-SHL120
HG-SHL150

HG-SHL200

Item Code	Item Name	H	P	Torque Moment		Weight	Box	Carton
170-024-384	HG-SHL32	32	18	4.7 cN·m	0.48 kgf·cm	20 g	50 pcs	500 pcs
170-024-385	HG-SHL50	50	32	8.9 cN·m	0.91 kgf·cm	30 g	50 pcs	500 pcs
170-024-386	HG-SHL60	60	40	14.0 cN·m	1.43 kgf·cm	38 g	50 pcs	500 pcs
170-045-741	HG-SHL90	90	30	21.4 cN·m	2.18 kgf·cm	103 g	50 pcs	500 pcs
170-045-742	HG-SHL120	120	40	43.0 cN·m	4.38 kgf·cm	137 g	50 pcs	500 pcs
170-045-743	HG-SHL150	150	50	50.0 cN·m	5.10 kgf·cm	-	50 pcs	500 pcs
170-045-744	HG-SHL200	200	50	95.0 cN·m	9.68 kgf·cm	-	50 pcs	500 pcs